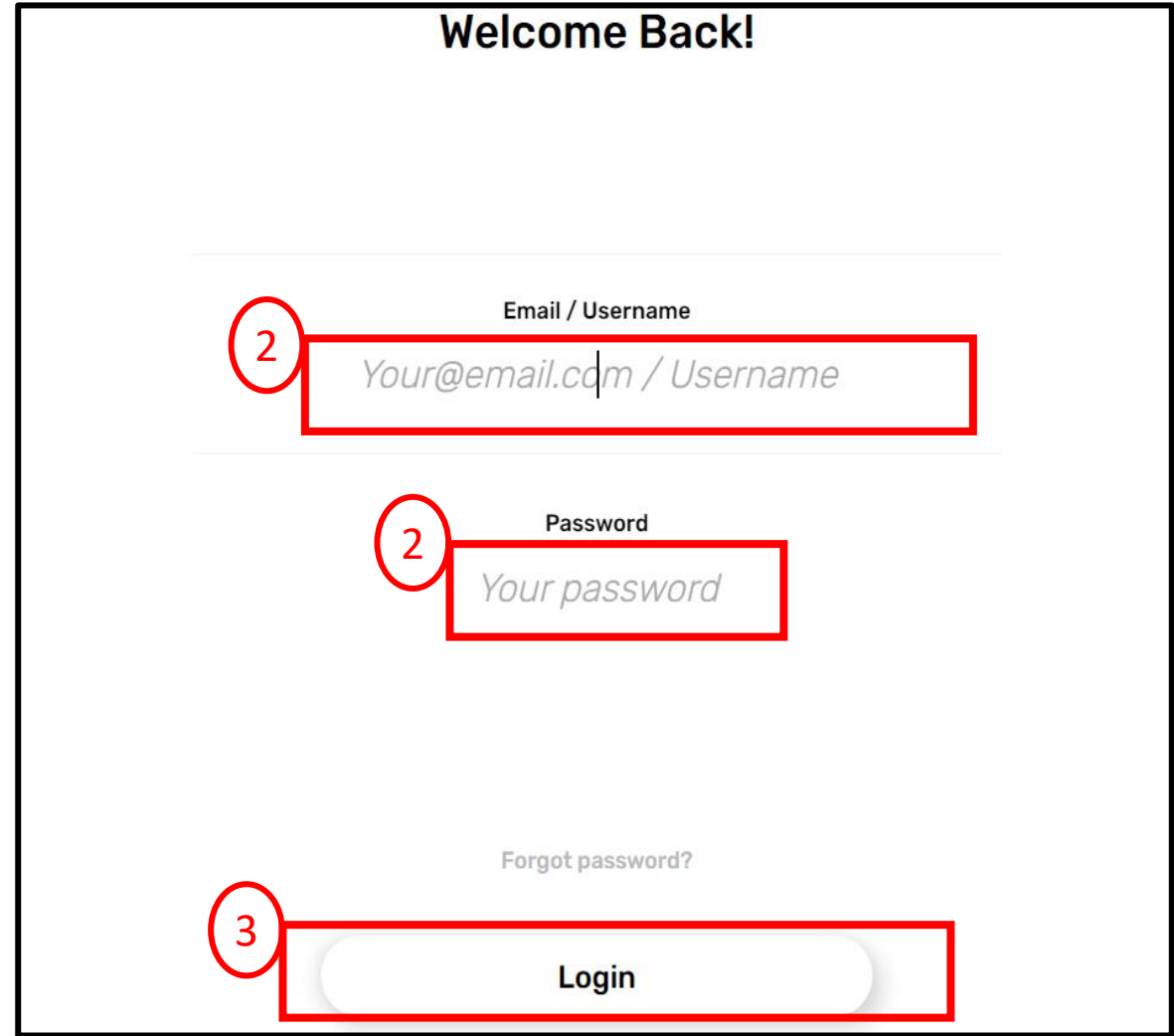


1_Click login



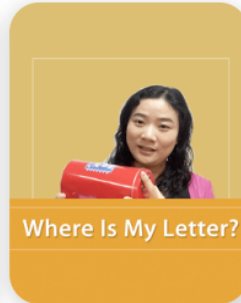
2_Enter your child's assigned username & password
3_Click login



Today's Story



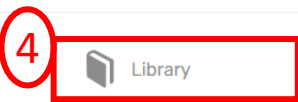



Recently Uploaded



A 天氣歌
Weather song

D 我的信呢
Where Is My Letter?

Continue watching



4_ Click Library

5



Children's Songs



🎵
我爱我的家
I Love My Family



🎵
花房小女孩
Little Girl In The Flower Room



🎵
微微妹妹
Sister Weiwei



🎵
太阳当空照
The Sun Shines



🎵
拔萝卜
Pulling Turnip




🎵
伦敦桥
London Bridge Is Falling down



🎵
小星星
Twinkle Twinkle Little Star



🎵
来吧
Come On



🎵
在遥远树林里
In The Far For

Sing with Better Chinese



5_Click to listen song & story etc.

The screenshot shows a user profile page for 'Studen.T' with 10 points. The page is divided into two main sections: a settings list on the left and a profile summary on the right. The settings list includes Country (USA), Target Language (Traditional Chinese), Support Language (English), Leaderboard (Show), and Subscription. The profile summary includes a green monster avatar, the name 'Studen.T', 10 points, 0 video views, and 101 coins. A navigation bar at the bottom contains Home, Library, Leaderboard, and Profile. Two red annotations are present: a circle with the number '7' around the three-dot menu icon for the Target Language, and a circle with the number '6' around the Profile icon in the navigation bar. Both the three-dot menu icon and the Profile icon are also enclosed in red rectangular boxes.

Country
USA

Target Language
繁體中文
Traditional Chinese

Support Language
English

Leaderboard
Show

Subscription

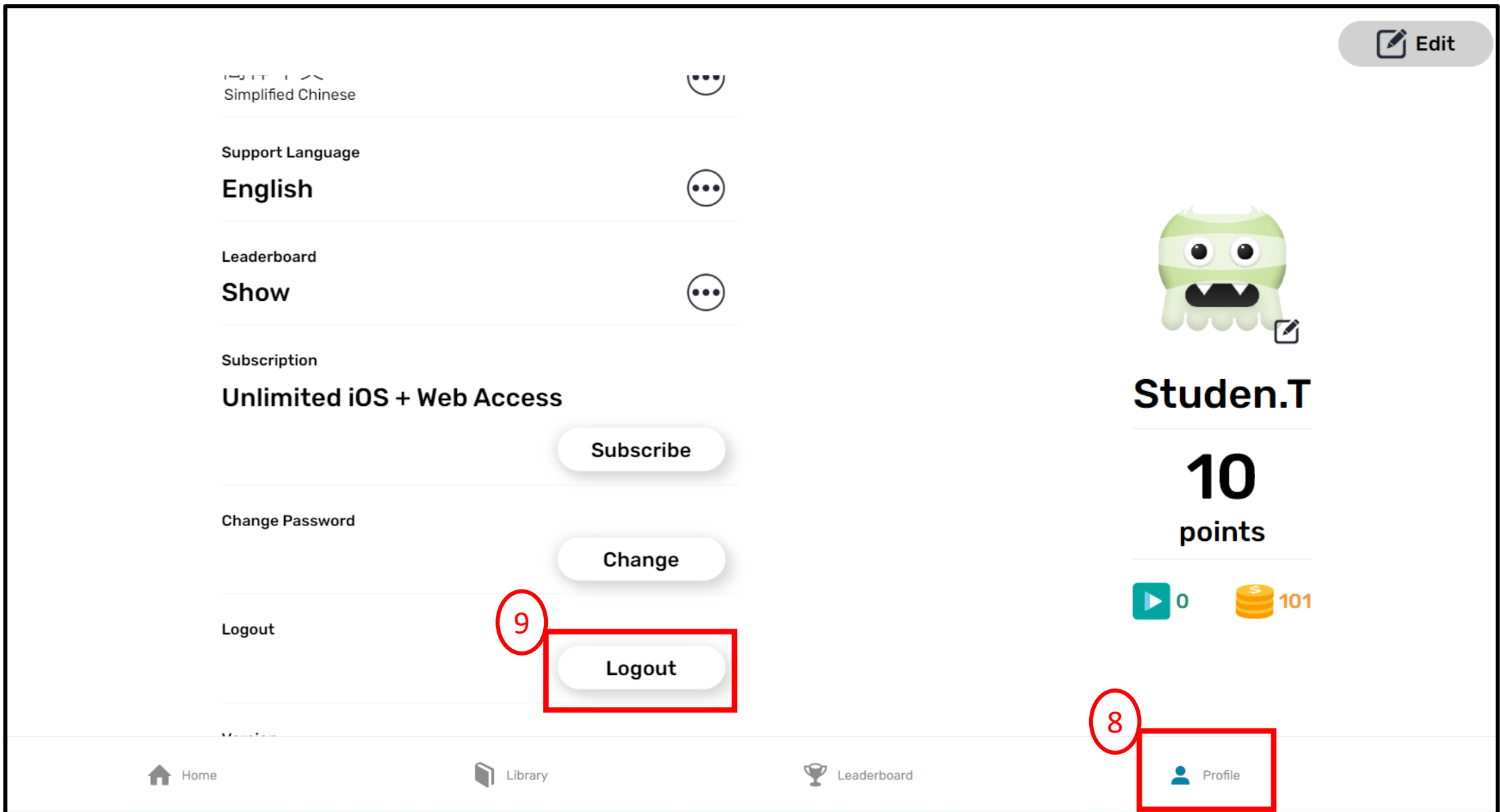
Studen.T

10
points

0 101

Home Library Leaderboard Profile

- 6_Click Profile to change the target language
- 7_Click the 3 dots to select target language



8_Click Profile & pull down to logout
9_Click logout